

COUNTY OF LOS ANGELES

2010



PEOPLE



\$ 24,642

▲ **PER CAPITA INCOME**

▼ **47.7%**

of residents are of **Hispanic** origin

MEDIAN AGE >> **34.8**

EDUCATION



46.2% of residents have a high school diploma or **less**



.....
AVERAGE HOUSEHOLD SIZE

>> **2.98**



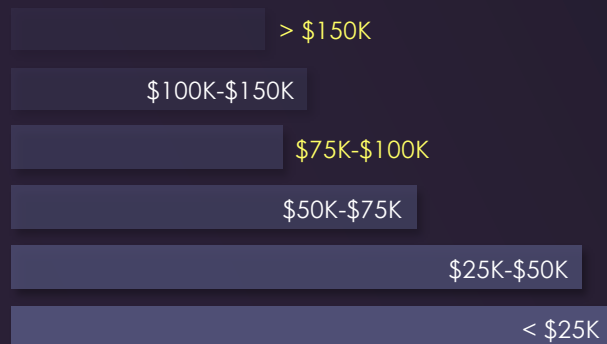
HOUSEHOLDS

3.24 million << **HOUSEHOLDS**

▼ **13.8%**

of households are **below** poverty line

BY INCOME ▼



\$ 51,080

▲ **MEDIAN HOUSEHOLD INCOME**



3,445,080

HOUSING UNITS >>

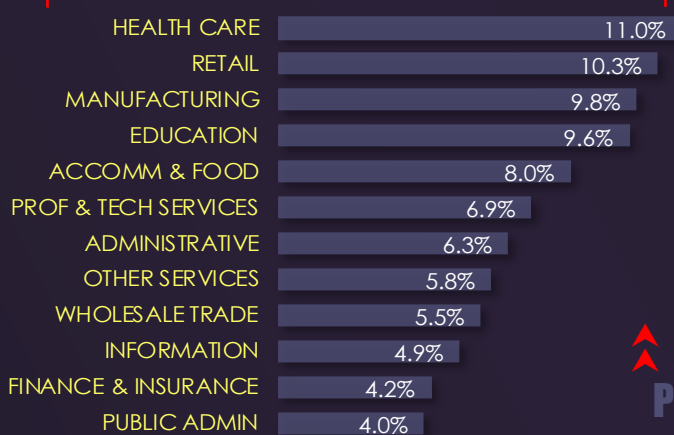


WORKERS

EMPLOYED RESIDENTS >> **3.44 million**

▼ **18.9%**

of all **working** residents hold jobs **outside** the county



46.3%

▲ **EMPLOYMENT / POPULATION RATIO** (18+ years)

MONTHLY EARNINGS >>

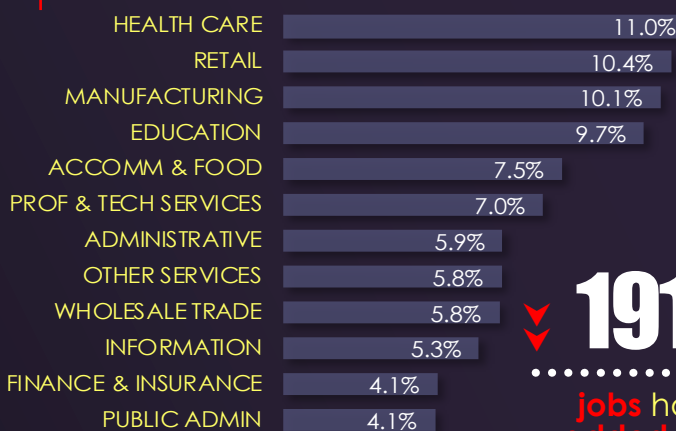


JOBS

3.66 million << **JOBS**

▼ **76.2%**

of all **jobs** in the county are held by **residents** of the county



▼ **191,380**

jobs have been **added** since **2002**

28.0% >>

of all **jobs** in the **state** are in this **county**

