


SUPERVISORIAL

DISTRICT

1

PEOPLE



\$ 16,720

▲ PER CAPITA INCOME

▼ **72.1%**

of residents are of Hispanic origin

MEDIAN AGE >> **32.3**

AVERAGE HOUSEHOLD SIZE

>> **3.5**

EDUCATION



63.5% of residents have a high school diploma or less



HOUSEHOLDS

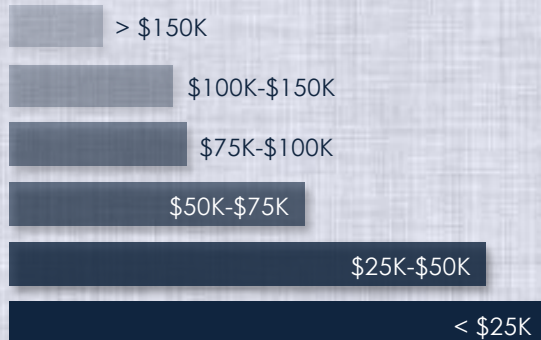


547,530 << HOUSEHOLDS

▼ **17.7%**

of households are below poverty line

BY INCOME



\$ 40,538


▲ MEDIAN HOUSEHOLD INCOME

576,810

HOUSING UNITS >>



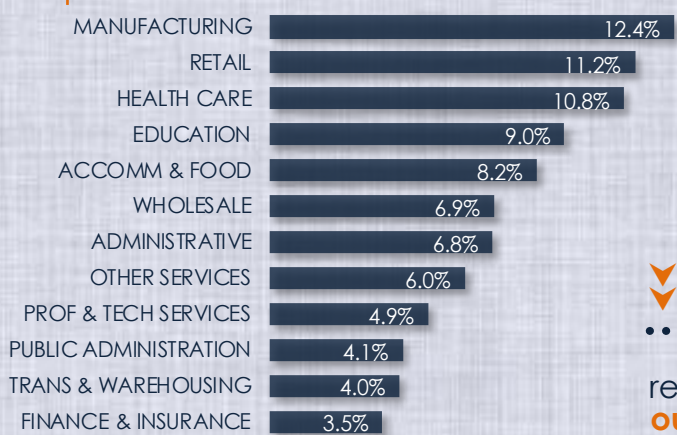
WORKERS



EMPLOYED RESIDENTS >> **627,150**

MEDIAN COMMUTE TIME

▲ **26** minutes



▼ **61.7%**

of all working residents hold jobs outside the district

MONTHLY EARNINGS >>

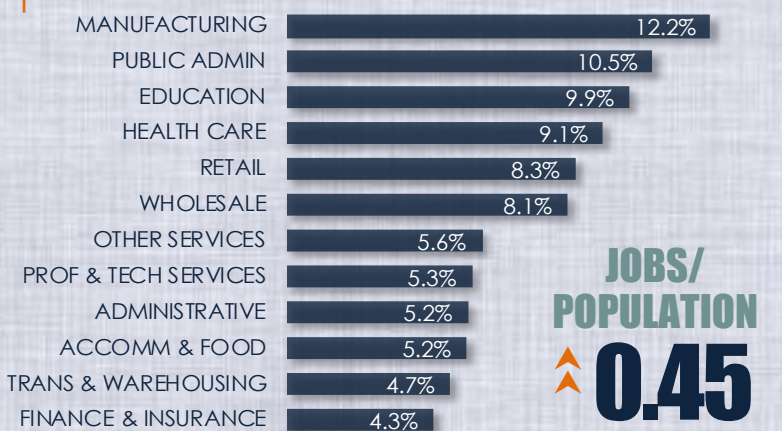


JOBS



▼ **27.1%** of all jobs in the district are held by residents of the district

884,810 << JOBS



JOBS/POPULATION

▲ **0.45**

24.2% >> of all jobs in the county are in this district