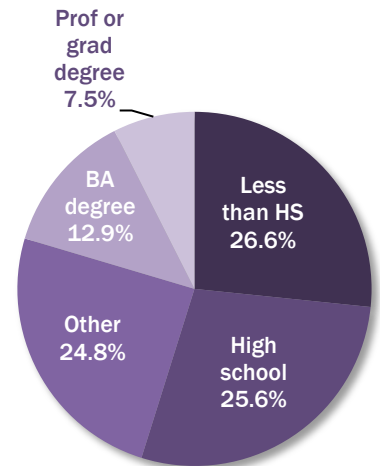


# Avalon Snapshot

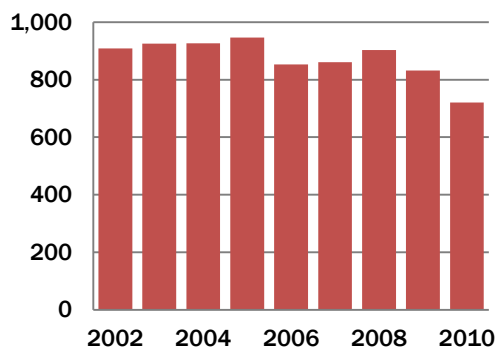
## Demographics

Population	3,728
Per capita income	\$25,642
Number of households	1,473

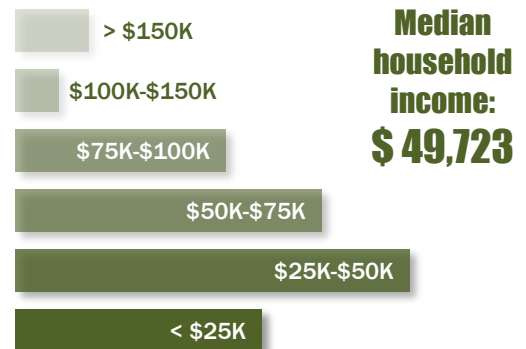
## Educational Achievement of Residents



## Payroll Employment



## Household Income Distribution



## Payroll Jobs by Industry Sector

	Number of jobs	Change (from 2002)
Agriculture, Forestry, Fishing and Hunting	0	0
Mining / Quarrying / Oil and Gas Extraction	0	0
Utilities	29	0
Construction	31	25
Manufacturing	0	-13
Wholesale Trade	3	-19
Retail Trade	85	-20
Transportation and Warehousing	35	-10
Information	6	6
Finance and Insurance	7	-3
Real Estate and Rental and Leasing	23	-26
Professional / Scientific / Technical Services	7	6
Management of Companies and Enterprises	0	0
Administration & Support / Waste Mgmt	11	-9
Educational Services	0	0
Health Care and Social Assistance	53	13
Arts / Entertainment / Recreation	5	-1
Accommodation and Food Services	312	-133
Other Services (excl. Public Administration)	27	3
Public Administration (Government)	86	-7
<b>Total</b>	<b>720</b>	<b>-188</b>

**Households below poverty line: 11.6%**

## Average weekly earnings of working residents

