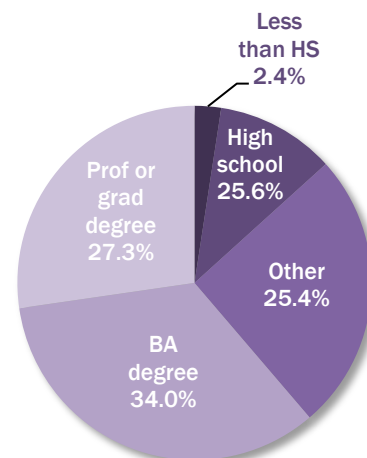


# Calabasas Snapshot

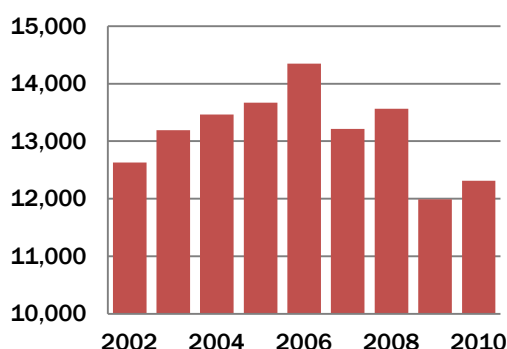
## Demographics

Population	23,058
Per capita income	\$54,498
Number of households	8,543

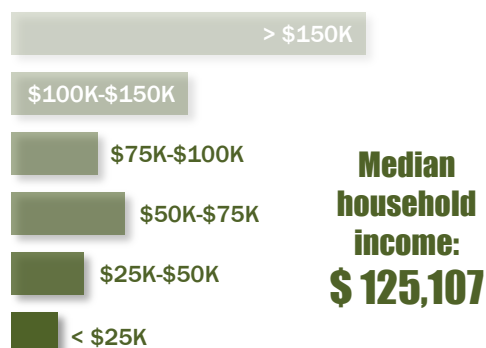
## Educational Achievement of Residents



## Payroll Employment



## Household Income Distribution



Households below poverty line: **5.3%**

## Payroll Jobs by Industry Sector

	Number of jobs	Change (from 2002)
Agriculture, Forestry, Fishing and Hunting	21	21
Mining / Quarrying / Oil and Gas Extraction	0	0
Utilities	118	11
Construction	317	-13
Manufacturing	1,258	114
Wholesale Trade	285	-35
Retail Trade	945	154
Transportation and Warehousing	73	42
Information	788	195
Finance and Insurance	1,641	-2,050
Real Estate and Rental and Leasing	326	69
Professional / Scientific / Technical Services	1,610	220
Management of Companies and Enterprises	591	569
Administration & Support / Waste Mgmt	863	-235
Educational Services	1,078	153
Health Care and Social Assistance	502	-86
Arts / Entertainment / Recreation	297	167
Accommodation and Food Services	1,089	376
Other Services (excl. Public Administration)	355	-87
Public Administration (Government)	157	102
<b>Total</b>	<b>12,314</b>	<b>-313</b>

## Average weekly earnings of working residents

