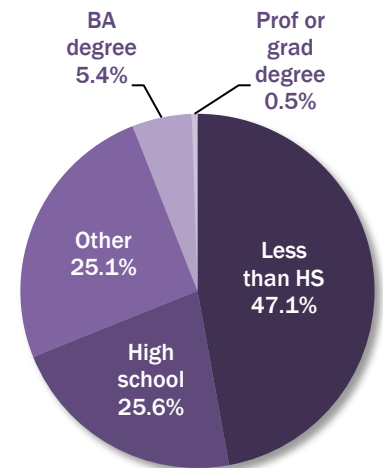


# Commerce Snapshot

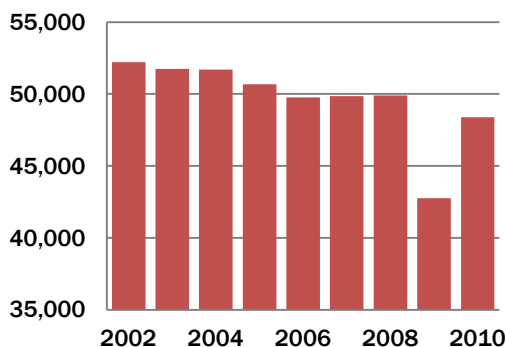
## Demographics

Population	12,823
Per capita income	\$13,532
Number of households	3,382

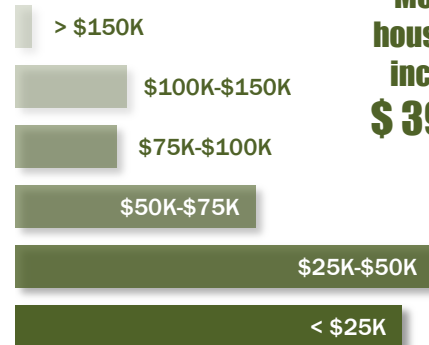
## Educational Achievement of Residents



## Payroll Employment



## Household Income Distribution



**Median household income: \$39,047**

## Payroll Jobs by Industry Sector

	Number of jobs	Change (from 2002)
Agriculture, Forestry, Fishing and Hunting	1	-21
Mining / Quarrying / Oil and Gas Extraction	15	11
Utilities	86	54
Construction	832	-206
Manufacturing	10,969	-5,375
Wholesale Trade	7,951	-1,162
Retail Trade	4,115	849
Transportation and Warehousing	2,992	-374
Information	664	436
Finance and Insurance	570	118
Real Estate and Rental and Leasing	451	101
Professional / Scientific / Technical Services	2,006	-71
Management of Companies and Enterprises	4,644	-738
Administration & Support / Waste Mgmt	5,804	2,298
Educational Services	348	78
Health Care and Social Assistance	847	-81
Arts / Entertainment / Recreation	2,880	159
Accommodation and Food Services	772	-105
Other Services (excl. Public Administration)	1,428	-252
Public Administration (Government)	1,007	461
<b>Total</b>	<b>48,382</b>	<b>-3,820</b>

**Households below poverty line: 15.8%**

## Average weekly earnings of working residents

