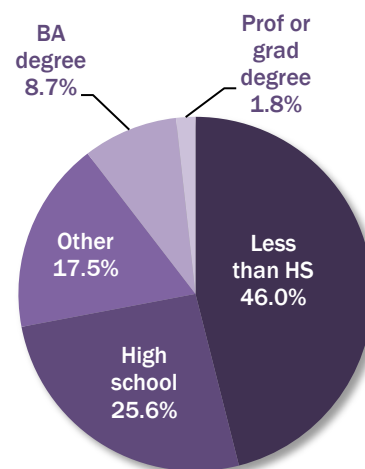


El Segundo Snapshot

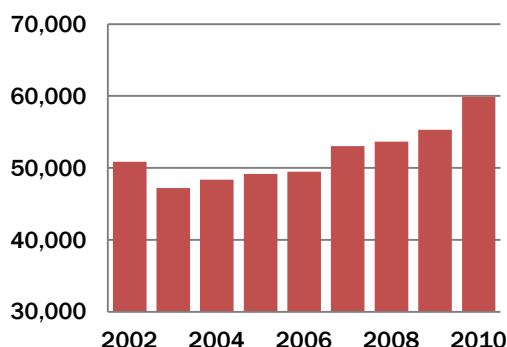
Demographics

Population	16,654
Per capita income	\$39,236
Number of households	7,085

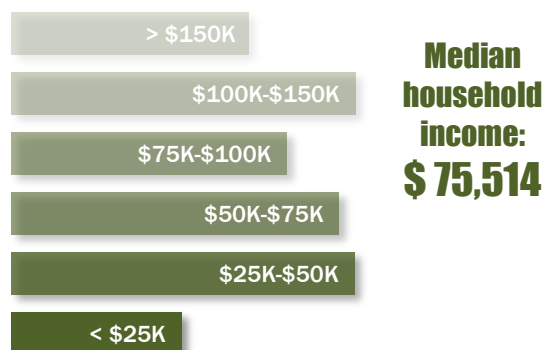
Educational Achievement of Residents



Payroll Employment



Household Income Distribution



Payroll Jobs by Industry Sector

	Number of jobs	Change (from 2002)
Agriculture, Forestry, Fishing and Hunting	10	-2
Mining / Quarrying / Oil and Gas Extraction	54	42
Utilities	181	19
Construction	910	-641
Manufacturing	20,198	2,311
Wholesale Trade	2,959	459
Retail Trade	2,159	764
Transportation and Warehousing	1,361	-1,171
Information	5,489	993
Finance and Insurance	1,776	536
Real Estate and Rental and Leasing	508	108
Professional / Scientific / Technical Services	13,992	3,966
Management of Companies and Enterprises	1,313	-922
Administration & Support / Waste Mgmt	2,978	666
Educational Services	707	120
Health Care and Social Assistance	1,256	1,042
Arts / Entertainment / Recreation	421	133
Accommodation and Food Services	1,993	242
Other Services (excl. Public Administration)	836	33
Public Administration (Government)	786	351
Total	59,887	9,049

Households below poverty line: **3.9%**

Average weekly earnings of working residents

