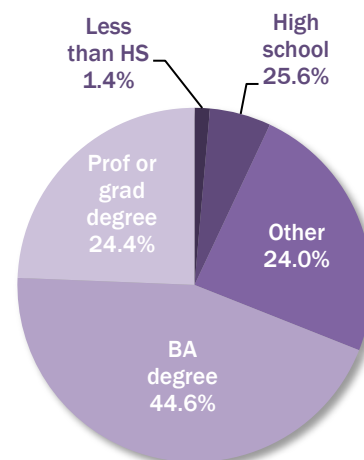


Hermosa Beach Snapshot

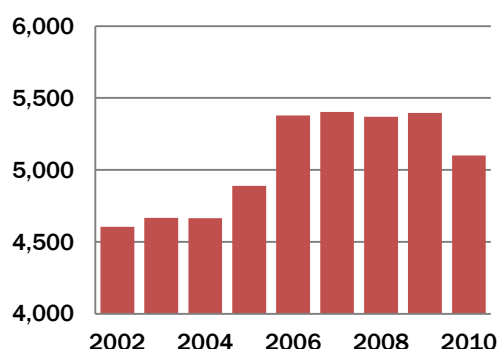
Demographics

Population	19,506
Per capita income	\$61,411
Number of households	9,550

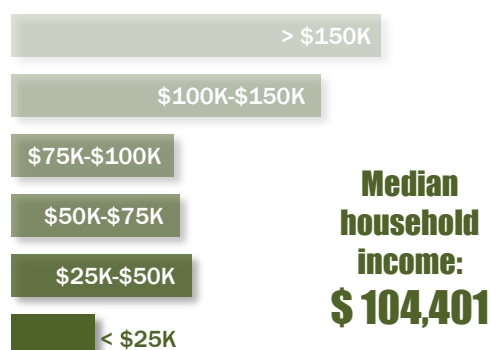
Educational Achievement of Residents



Payroll Employment



Household Income Distribution



Households below poverty line: **5.0%**

Payroll Jobs by Industry Sector

	Number of jobs	Change (from 2002)
Agriculture, Forestry, Fishing and Hunting	2	2
Mining / Quarrying / Oil and Gas Extraction	0	0
Utilities	8	8
Construction	112	-29
Manufacturing	60	-15
Wholesale Trade	163	22
Retail Trade	784	-15
Transportation and Warehousing	30	3
Information	164	-6
Finance and Insurance	164	-30
Real Estate and Rental and Leasing	213	12
Professional / Scientific / Technical Services	480	206
Management of Companies and Enterprises	32	0
Administration & Support / Waste Mgmt	248	-220
Educational Services	257	81
Health Care and Social Assistance	356	116
Arts / Entertainment / Recreation	197	92
Accommodation and Food Services	1,271	172
Other Services (excl. Public Administration)	364	15
Public Administration (Government)	196	82
Total	5,101	496

Average weekly earnings of working residents

