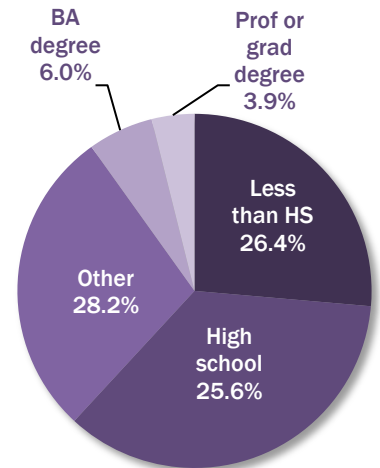


Santa Fe Springs Snapshot

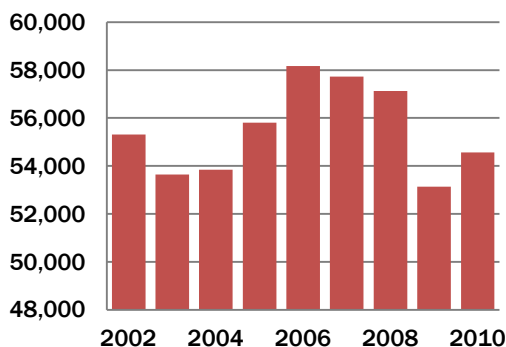
Demographics

Population	16,223
Per capita income	\$18,750
Number of households	4,747

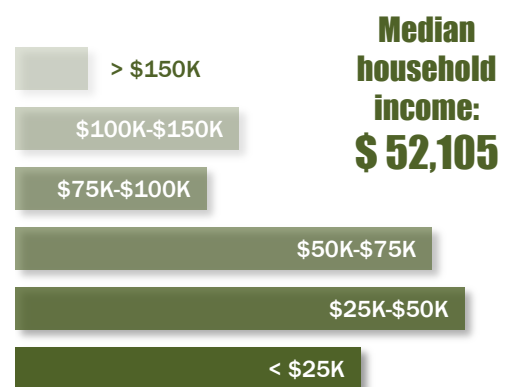
Educational Achievement of Residents



Payroll Employment



Household Income Distribution



Payroll Jobs by Industry Sector

	Number of jobs	Change (from 2002)
Agriculture, Forestry, Fishing and Hunting	9	-21
Mining / Quarrying / Oil and Gas Extraction	86	-10
Utilities	299	149
Construction	4,586	-195
Manufacturing	13,583	-4,066
Wholesale Trade	11,740	707
Retail Trade	4,380	1,261
Transportation and Warehousing	4,394	-434
Information	483	-113
Finance and Insurance	288	-159
Real Estate and Rental and Leasing	582	126
Professional / Scientific / Technical Services	1,457	-184
Management of Companies and Enterprises	1,112	-420
Administration & Support / Waste Mgmt	4,022	503
Educational Services	1,136	361
Health Care and Social Assistance	3,414	2,325
Arts / Entertainment / Recreation	111	57
Accommodation and Food Services	1,262	140
Other Services (excl. Public Administration)	1,337	-593
Public Administration (Government)	281	-184
Total	54,562	-750

Households below poverty line: **9.8%**

Average weekly earnings of working residents

